



OER4BW Project

Open Education for a better world-Mentoring program

Dr. Sujata Santosh
Indira Gandhi National Open University

Overview of the presentation



- About the project
- Motivation
- Goals of the project
- Learning outcomes
- Target audience
- Course Content
- Materials developed
- Course Design
- Course Delivery
- Statistics
- How the program was developed
- Role of OE4BW and Mentors
- Future plans and suggestions

About the project

Title: Training Programme on Use of OER in Teaching and Learning

Author:

- **Dr. Sujata Santosh**
Assistant Director,
National Centre for Innovation in Distance Education, IGNOU

Mentor(s):

- **Prof. Dr. Vasudha Kamat**
Member, National Education Policy Committee
Former VC, SNDT Women's University, Mumbai
Former Joint Director, CIET, NCERT, New Delhi
- **Dr. Jayashree Shinde**
Director, Dept of Educational Technology,
SNDT Women's University, Mumbai

Link to the course:

<https://www.openlearning.com/courses/use-of-oer-in-teaching-learning>

Motivation

- Open educational resources for enhancing access to educational opportunities.
- OER movement to make quality content available for free use
- Lack of awareness about open education resources among the faculty.
- Lack of awareness about use of Creative Commons Licenses.
- Need for promoting the use of OER among educators.

Goals of the project

The main objectives of the online training program were to:

- Create awareness about the use of OER in teaching learning;
- Promote the use of OER in designing new courses in the Universities; and
- Enable the faculty members of higher education institutions to use and integrate OER into their teaching practices.

Learning Outcomes

- Explain the basics of open education and open educational resources.
- Discuss various issues related to copyright.
- Distinguish between different types of creative commons licenses.
- Identify different types of OER available to meet the varied learning requirements.
- Consider various aspects of use of OER in teaching learning.
- Search and locate OER and use it in instructional material.
- Attribute a CC-licensed OER.

Target Audience

- The target group of the programme includes teachers, trainers, training managers, instructional designers, and course developers in schools, colleges, and universities.
- The Course was offered to all teachers and academics of IGNOU.
- A total of 20-25 participants in first batch.
- The participants to have reasonable expertise in using ICT tools as the course based on online tasks and activities.

Course Details

- Class size: 20–25
- Credits: 1 (30 hours)
- Session Plan Duration: 7–10 days
- Sequential progression from one module to another.
- Progress in the module on the basis of completion of all the activities on the page.
- Watching Videos, posting messages, comments in discussion forum, feedback on peer comments all counted towards progression.
- Assessment in the form of Quiz (2 Quiz components).
- Support provided through phone, email, WhatsApp, and in-built chat.

Content Outline

The course had six modules:

- Module 1: An introduction to open education and OER
- Module 2 : Open Licensing and Copyright
- Module 3 : Creative Commons Licenses
- Module 4 : Use of OER in Instruction
- Module 5: Searching and Locating OER
- Module 6: Attributing a CC-licensed OER

Content Outline

0

Home

About the Training Programme

Introduce Yourself

Announcements

Learning Modules >

Learning Activities

- ▶ Module 1: Open Educational Resources
- ▶ Module 2: Open Licensing and Copyright
- ▶ Module 3: Creative Commons Licenses
- ▶ Module 4: Use of OER in Instruction
- ▶ Module 5: Searching and Locating OER
- ▶ Module 6: Attributing a CC-licensed OER

Content Outline

The six modules:

- Module 1: An introduction to open education and OER (6 hrs)
 - ✓ 1.1 What I think about OER
 - ✓ 1.2 What are OER?
 - ✓ 1.3 Open education Revolution
 - ✓ 1.4 Why OER?
 - ✓ 1.5 Exploring OER: Global & National Initiatives on OER
- Module 2 : Open Licensing and Copyright (3 hrs)
 - ✓ 2.1 Public Domain
 - ✓ 2.2 Copyright
 - ✓ 2.3 Open licenses
 - ✓ 2.4 Difference between public domain, open license and all rights reserved copyright
- Module 3 : Creative Commons Licenses (3hrs)
 - ✓ 3.1 Creative Commons Licenses
 - ✓ 3.2 Applying a license to an OER
- Quiz

Content Outline

- Module 4 : Use of OER in Instruction (6 hrs)
 - ✓ 4.1 Why use OER?
 - ✓ 4.2 Challenges of OER
 - ✓ 4.3 Types of OER
 - ✓ 4.4 How to use OER?
 - ✓ 4.5 How to share OER?
- Module 5: Searching and Locating OER (6 hrs)
 - ✓ 5.1 General Search
 - ✓ 5.2 Advanced Google Search
 - ✓ 5.3 Search for cc-licensed images
 - ✓ 5.4 Search for OER
 - ✓ 5.5 Search for cc-licensed videos
 - ✓ 5.6 Evaluating OER

Content Outline

- Module 6: Attributing a CC-licensed OER (6 hrs)
 - ✓ 6.1 Attribution: Points to consider
 - ✓ 6.2 How to Attribute
 - ✓ 6.3 Attribution Statements
 - ✓ 6.4 Some Practice
 - ✓ 6.5 Where to place the attribution
- Quiz
- Feedback and Survey

Materials developed/ used

Materials developed included

- Text
- Documents in pdf format
- Videos (from YouTube)
- Images and graphics
- Quizzes
- Survey
- CC-licensed resources

Course Design

Course design focused on

- authentic, active Learning Experiences
- content organised in the form of activities
- activities that facilitate community interaction
- emphasis was on creating, discussing and reflecting
- built-in discussion forum on every page,
- blog pages to feature work and encourage collaboration and peer feedback,

Course Page

The screenshot shows a course page with a teal header and a sidebar. The main content area has a white background with a teal border. The sidebar contains navigation links: Home, About the Training Programme, Introduce Yourself, Announcements, Learning Modules (with a right arrow), and Groups. The main content area features a large heading, a welcome message, and a list of learning objectives. A 'Your Progress' button is in the top right, and an 'Online 3' indicator is in the bottom right.

Use of OER in Teaching and Learning

0

Your Progress

Home

About the Training Programme

Introduce Yourself

Announcements

Learning Modules >

Groups

Homepage

Welcome to the Training Programme on Use of OER in Teaching Learning!

We hope you will have a wonderful time and learn about Open educational Resources (OER) and how to use them in teaching and learning.

Course Information

After going through this training programme, you will be able to

- Explain the basics of open education and open educational resources.
- Discuss various issues related to copyright.
- Distinguish between different types of creative commons licenses.
- Identify different types of OER available to meet the varied learning requirements.

Online 3

Course Main Page

Course Page

Openlearning Search

0

Your Progress

Home

About the Training Programme

Introduce Yourself

Announcements

Learning Modules >

Groups


Learning Activities

Module 1: Open Educational Resources


In this module, we will explore about **open education and open educational resources**. We will also discuss why OER are important in education. We will spend **ONE** day on this module, so please complete the Task 1.1, Task 1.2, Task 1.3, Task 1.4 and Task 1.5 to move to the next module. For progress to the next module it is also important to participate in discussions in the discussion forum provided on each page.

After going through this Module, you will be able to


- Discuss/ Explain open education.
- Describe open educational resources, and the need for OER.
- List various national and international initiatives on OER.



1.1 What I think about OER?



1.2 What are OER?



1.3 Open Education Revolution

Online 3

Course Page

The screenshot shows a web browser displaying an Openlearning course page. At the top, the Openlearning logo is on the left, and a search bar, notification bell, clock, and user profile icon are on the right. Below the header is a teal navigation bar with a user profile icon and the number '0' on the left, and a 'Your Progress' button on the right. A teal sidebar on the left contains menu items: Home, About the Training Programme, Introduce Yourself, Announcements, Learning Modules (with a right arrow), and Groups. The main content area has a teal header for 'Module 1: Open Educational Resources' and '1.1 What I think about OER?'. Below this is a discussion prompt: 'What is my conception of Open Educational Resources?'. A user profile icon is next to a text box with the heading 'Share your thoughts:'. The text box contains a rich text editor toolbar with icons for link, image, bold, italic, underline, strikethrough, list, indent, text color, background color, bulleted list, numbered list, link, unlink, and source. Below the toolbar is the text: 'In a few words, please share with the rest of us what you think about OER? If you like you can also use pictures/images to represent your ideas.' Below the text is a cartoon illustration of two robots. One robot is holding a sign that says 'OER' in large, colorful letters. The other robot is holding a microphone. In the bottom right corner of the page, there is a teal box with the text 'Online 3'.

Module 1 First Page

Course Delivery

The course was offered on an online learning platform OpenLearning (<https://www.openlearning.com>)

The main focus of programme delivery was on

- Active learning
- Connectedness
- Student engagement
- Collaborative learning

Learning Management System (LMS)

The main features of online learning platform were:

- Course creation
- Student progress tracking
- Assessment
- Certification
- Mobile learning
- Asynchronous self-paced learning
- Discussion Forums
- Blogs

Learning Management System (LMS)

The screenshot shows the administrative interface of an LMS. At the top, there is a search bar and user profile information for 'Administrator IGNOU Faculty'. The main content area is titled 'Use of OER in Teaching and Learning' and features a 'Homepage' section with a welcome message and course information. A sidebar on the left contains navigation links for various administrative tasks.

openlearning Search

Use of OER in Teaching and Learning

1 Administrator
IGNOU Faculty

Your Progress

View Edit Settings

Homepage

Welcome to the Training Programme on Use of OER in Teaching Learning!

We hope you will have a wonderful time and learn about Open educational Resources (OER) and how to use them in teaching and learning.

Course Information

After going through this training programme, you will be able to

- Explain the basics of open education and open educational resources.
- Discuss various issues related to copyright.
- Distinguish between different types of creative commons licenses.

Online 2

Home

About the Training Programme

Introduce Yourself

Announcements

Learning Modules >

Groups

> Course Setup

> Administer Students

> Assessment

> Certification

Administrative Page

Learning Management System (LMS)

Course Creation

1 Administrator
IGNOU Faculty ▾

Your Progress


Course status is Online

Students can see and join the course at this url:

Ready to promote your course to students? Find out more at the '[Course Setup Wizard](#)'.

Course Name

Course Thumbnail This is the image used when listing your course.

 Open Educational

Change To Online -1

- Course Setup
 - Setup Wizard
 - Outcomes
 - General
 - Appearance
 - Content
 - Groups
 - Community
 - Roles
 - Exports
 - Advanced
- Administer Students
- Assessment

Learning Management System (LMS)

Student Progress Tracking

1 Administrator
IGNOU Faculty ▾

Your Progress

Learning >

Modules

Groups

▶ Course Setup

▼ Administer Students

General

Timeline

Students

Statistics

Advanced

▶ Assessment











▶ Certification

Students in the class

Search for a student...

4 students are pending enrolment. [Show invited students.](#)

Send Reminder Message Export Data Remove Students Sorting ▾

Student	Student ID	Enrolment Date	Completion Date	Active Time	Progress	Comments	Kudos	% Course Completed
 Dr K Sumalatha 	N/A	14 Jun 2018 03:29pm	21 Jun 2018 02:36pm	2 Days 19 Hrs	100%	35	11	100%
 Neerja Sood 	N/A	15 Jun 2018 11:39am	21 Jun 2018 09:13pm	7 Hrs 28 Mins	100%	66	21	100%
 Lalita S Kumar 	N/A	14 Jun 2018 07:20pm	28 Jun 2018 07:55pm	7 Days 2 Hrs	100% 	42	23	100%
 Sanjiv 	N/A	14 Jun 2018	22 Jun 2018	1 Days	100% 	38		

Online 0

Learning Management System (LMS)

Discussion Forum

Your Progress



Sujata Santosh - 14 days ago

1 person likes this [Like](#) [Subscribe](#) [History](#) [Sub-Pages](#)

Comments

Collapse All Sorted by: [New Threads](#) ▾

Write a comment...



DR ABHILASH NAYAK · 8 days ago

OERs are like a buffet dinner.. You have everything in your front but you have to be very judicious in your choice. You are the best judge for yourself to decide what to take into the plate, what suits your taste and appetite, and most importantly what is good for your health. Choosing the right OER, in whatever form it is available, be it printed, audio or video, it requires the decision of an intelligent teacher/learner so that it is really useful for constructive learning. If one reads/uses each and everything available on a given topic (which is hardly possible), one would be driven into utter confusion and disorder.

[Reply](#) [Like](#)

[Share](#)

Learning Management System (LMS)

Blog for Announcements



Sujata Santosh

Tuesday, 19 Jun
2018

Reviewing the progress

The eagerness towards learning and the enthusiastic response to the online training programme has been a positive and highly encouraging factor. Some of the participants have almost completed the course. They have completed all the modules with the set activities and tasks. However, some of you are still to begin. Would appreciate your participation in the course and happy if all are able to complete within the set time.

10 Comments



Post a comment...



Sanjiv Kumar · 8 days ago

Dear Sujata, please share the "Review of the progress" so that we have an overview of the group. I may facilitate the members needing help.

Online 0

Learning Management System (LMS)

Quiz

Home


About the Training Programme

Introduce Yourself

Announcements


Learning Modules >

Groups



Module 6: Attributing a CC-licensed OER

Quiz



1. Who can use OER?

- only teachers
- only students
- only researchers
- anyone around the world

✓ Correct! Check

2. Why should an educator care about OER?

- They improve education.
- They offer significant cost benefits.
- They can be upgraded, updated and improved easily.
- All the above.

Online 0

Learning Management System (LMS)

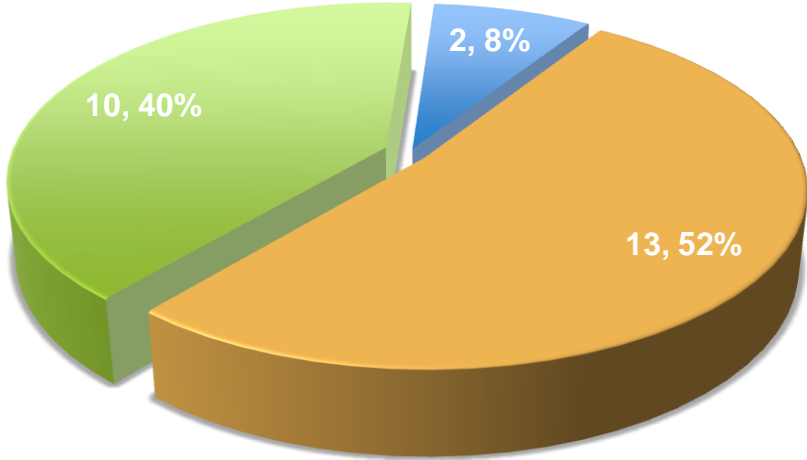
The web-based social learning platform, OpenLearning enabled

- situating learning experiences in an application, problem, or scenario
- learning experience within this situation, with an opportunity for experimentation
- encouraging reflection on these experiences
- guiding these reflections into meaningful concepts
- promoting the use of this new knowledge to make decisions or to solve problems in meaningful ways.

Statistics

23 students, 599 comments

Participation Details N=25



■ Dropped out ■ Completed ■ Could not complete

How the OER project was developed

- Starting point
 - It all started as an idea which took shape with the help of OE4BW program
- Main challenges
 - Hosting of the course website
 - LMS
 - Offering the programme
 - Accreditation
 - Time constraints

Role of OE4BW and Mentors

➤ OE4BW

- Main driving force behind this project.
- Direction to the proposed programme/ course.

➤ Mentors

- Guidance and support from mentors helped in giving it final shape.
- Discussions with mentors helped in clearing doubts.
- Suggestions and feedback helped in correcting errors.
- Advice and counsel helped in development and implementation of the proposed programme.
- Inputs from mentors helped in planning and achieving the set targets.

Future Plans

- Take this project further.
- Next batch in July.
- Offer programmes to educators in all open universities in India.
- Develop an advanced level course/ programme on OER use and development for the educators.
- Develop a basic programme for students.

Suggestions

- OE4BW
 - If possible, develop a portal for offering programmes
 - Bring all projects at one place
 - Will give a starting point to all participants.
 - Better coordination with the participants and their mentors.
 - Create a community of practitioners and developers with engagement opportunities offline or online.

Thank You!